

# DCT6 / DCT2 / DCTXP2 / DCT10

## Wireless Door Contacts



**DCT6**

**NEW 2018!**

**DCT2**

**DCTXP2**

**DCT10**

## Description

Paradox offers a wide variety of door contacts to provide solutions for different applications, including on-frame and in-frame installation solutions.

All our door contacts provide rock solid stability with Paradox wireless networks as well as long life with cost effective powerful alkaline / lithium batteries.

The DCT2, DCTXP2 and DCT10 are designed to be installed on the frame of doors and windows and differ by range and size. The DCT6 is designed for discrete in-frame door installations with press fit or screw fit with flange.

Using powerful, small-sized magnet gap between the contact and magnet it is secured to operate for at least 10 mm (0.4 in.).

The DCT2, DCTXP2 and DCT10 are offered in 433 or 868 MHz models, while the DCT6 is offered with built-in selectable 433 MHz / 868 MHz frequency.

## Selection

All Paradox door contacts include an anti-tamper switch while the DCT10 includes cover and wall tamper detection passing EN50131 Grade 2. All the contacts are fully supervised including their battery level.

Beautifully designed, solid stability and wide range for different requirements, Paradox wireless door contacts provide a true solution for installation needs.

## Features

- ▶ 433 or 868 MHz models, selectable on DCT6
- ▶ Durable long life cost effective alkaline / lithium batteries
- ▶ Indoor range of 40 to 70 m (130 to 230 ft)
- ▶ Anti-Tamper switch (Dual wall / cover on DCT10)
- ▶ 2 zone capability with zone input (DCTXP2, DCT10)
- ▶ Powerful magnet guaranteed to operate at 10 mm (0.4 in.)
- ▶ Supervised and battery level monitored



# Technical Specifications

	DCT6	DCT2	DCTXP2	DCT10
<b>Power</b>	1 x AAA alkaline battery	1 x 3V lithium battery (DL2450)	2 x AAA alkaline batteries	3 x AAA alkaline batteries
<b>RF Frequency</b>	Selectable 433 or 868 MHz on-board	433 or 868 MHz models		
<b>Battery Life</b>	3 years*			
<b>Wireless Range**</b> MG5000/MG5050/RTX3	40m (130 ft)		70m (230 ft)	
<b>Wireless Range**</b> MG6250	20m (65 ft)		30m (100 ft)	
<b>Operating Temperature</b>	-20°C to 50°C (-4°F to 122°F)			
<b>Dimensions</b>	7.3 x 2.1 x 2.1 cm (2.8 x 0.8 x 0.8 in.)	4.3 x 3 x 1.8 cm (1.7 x 1.2 x 0.7 in.)	11 x 3.2 x 2.5 cm (4.4 x 1.3 x 1.0 in.)	12.5 x 4.6 x 2.5 cm (4.9 x 1.8 x 1.0 in.)
<b>Anti-Tamper Switch</b>	Cover Opening			Dual (Cover, wall)
<b>2 Zones (Zone Input)</b>	-	-	✓	✓
<b>Approvals</b>	CE, EN50131 Grade 2	CE		CE, EN50131 Grade 2
<b>Remarks</b>	In-frame Installation	Door/window	Door/window	High traffic
<b>Supervision</b>	Live supervision, battery low			

\*Based on 10 openings / closings a day

\*\*Wireless range is based on typical indoor installation

## Compatible Products

Paradox wireless door contacts are compatible with the following products:



**MG6250**  
2-Partition 64-Zone  
Wireless Console with  
GPRS / GSM




**MG5000**  
32-Zone Wireless  
Transceiver Control  
Panel




**MG5050**  
32-Zone Wireless  
Transceiver Control  
Panel




**RTX3**  
Wireless Expansion  
Module



**RX1**  
Wireless Receiver



**K641LX**  
32-Character Blue LCD  
Keypad with Built-in  
Transceiver



**K32LX**  
32-Character Hardwired  
LCD Keypad with Built-in  
Transceiver

**P ▲ R ▲ D O X™**